

2019

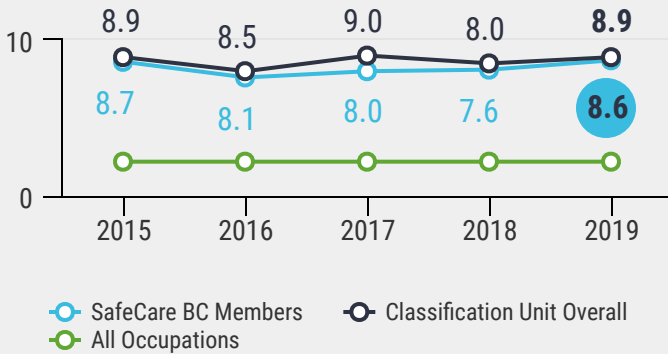
INJURY TRENDS



SafeCare BC

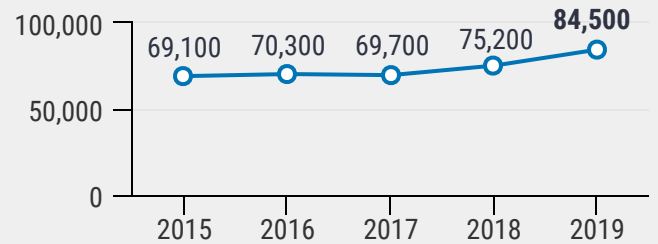
LONG-TERM CARE

INJURY RATE



After five years of a positive downward trend in the long-term care injury rate, it **INCREASED** last year. The rate for SafeCare BC members is still below that for the classification unit as a whole. It's too early to know if last year was an outlier, but a continued focus on health and safety is required.

WORKDAYS LOST TO INJURY



84,500 workdays lost to injury in 2019, is like losing the equivalent of almost 340 full-time staff.

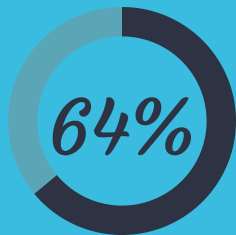
\$19.6M
2019

total claims costs paid

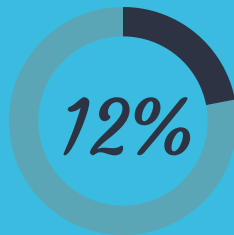


Did you Know?

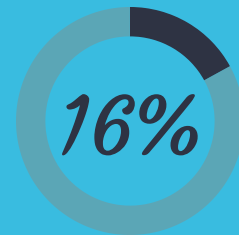
Having an effective Return/Recover at Work program supports people in their recovery, decreases staffing shortages, and decreases claims costs. Given current injury data, if 10 workers were injured, only half would return to work within a month. And one would never return to work.



of injuries are caused by overexertion and acts of violence



INCREASE in workdays lost to injury in 2019 compared to previous year.



INCREASE in time loss claims in 2019 compared to the previous year.